




THE VILLAGES BCA POOL LEAGUE



Thursday Night 8-Ball

DATE: 3/1/2018

HOME: Odell Cues

VISITOR: Rack Pack

HCP	FULL NAME	1	2	3	4	5	TOTAL
43	1 Steve Broos	10	1	6	10	10	37
		1-6	1-7	1-8	1-9	1-10	
33	2 Bob Myers	10	3	1	10	10	34
		2-7	2-8	2-9	2-10	2-6	
39	3 Marc Bedard	10	6	10	10	10	46
		3-8	3-9	3-10	3-6	3-7	
38	4 Mike Rood	5	10	3	10	10	38
		4-9	4-10	4-6	4-7	4-8	
43	5 Richard Ross	10	10	10	RO	10	50
		5-10	5-6	5-7	5-8	5-9	
TEAM HCP	TOTAL						
196	HANDICAP						
	TOTAL + HANDICAP	45	30	30	50	50	205
	CIRCLE ROUNDS WON	W	W	W	W	W	W

Higher Team Handicap	196
Lower Team Handicap	181
Resulting difference is the Handicap per Match	15

HCP	FULL NAME	1	2	3	4	5	TOTAL
37	6 ARMAND OCCHETI	2	4	10	6	6	28
		6-1	6-5	6-4	6-3	6-2	
35	7 TOM SLACKTER	4	BR	6	1	5	26
		7-2	7-1	7-5	7-4	7-3	
36	8 MARVIN VERBOIS	6	10	10	0	3	29
		8-3	8-2	8-1	8-5	8-4	
38	9 LES JOHNSTON	10	10	10	6	7	43
		9-4	9-3	9-2	9-1	9-5	
35	10 ANGIE MALONEY	3	6	3	5	2	19
		10-5	10-4	10-3	10-2	10-1	
TEAM HCP	TOTAL	25	40	39	18	23	145
18	HANDICAP	3	3	3	3	3	15
	TOTAL + HANDICAP	28	43	42	21	26	160
	CIRCLE ROUNDS WON	W	W	W	W	W	W


Winning Score Options: BR = Break & Run, RO = Run Out, WZ=Win Zip, WF= Win by Forfeit

Bill Turechek

Fax: 430-0165



THE VILLAGES BCA POOL LEAGUE



Thursday Night 8-Ball

DATE: 3/1/2018

HOME: 3 Shooter Sisters

VISITOR: Patriots

HCP	FULL NAME	1	2	3	4	5	TOTAL
32	1 JoAnne Sowell	10	10	2	5	7	34
		(1-6)	(1-7)	(1-8)	(1-9)	(1-10)	
31	2 Mary Ciesco	7	5	10	4	10	36
		(2-7)	(2-8)	(2-9)	(2-10)	(2-6)	
31	3 Jean Light	3	4	3	10	10	30
		(3-8)	(3-9)	(3-10)	(3-6)	(3-7)	
31	4 Pat Moses	3	4	1	3	4	15
		(4-9)	(4-10)	(4-6)	(4-7)	(4-8)	
31	5 Chae Potchar	10	7	5	7	6	35
		(5-10)	(5-6)	(5-7)	(5-8)	(5-9)	
TEAM HCP	TOTAL	33	30	21	29	37	150
0	HANDICAP	9	9	9	9	10	46
156	TOTAL + HANDICAP	42	39	30	38	47	196
	CIRCLE ROUNDS WON	W	W	W	W	W	W

HCP	FULL NAME	1	2	3	4	5	TOTAL
41	6 Bob Deibel	7	10	10	7	4	38
		6-1	6-5	6-4	6-3	6-2	
41	7 Tony DePrizio	10	6	10	10	6	42
		7-2	7-1	7-5	7-4	7-3	
43	8 Barney Stuart	10	10	10	10	10	50
		8-3	8-2	8-1	8-5	8-4	
42	9 George West	10	10	5	10	10	45
		9-4	9-3	9-2	9-1	9-5	
35	10 Zack Nichols	10	10	10	10	10	46
		10-5	10-4	10-3	10-2	10-1	
TEAM HCP	TOTAL	43	46	45	47	40	221
202	HANDICAP	-	-	-	-	-	-
	TOTAL + HANDICAP	43	46	45	47	40	221
	CIRCLE ROUNDS WON	W	W	W	W	W	W

Higher Team Handicap	
Lower Team Handicap	
Resulting difference is the Handicap per Match	

1

Winning Score Options: BR = Break & Run, RO = Run Out, WZ=Win Zip, WF= Win by Forfeit


Bill Turechek

Fax: 430-0165

5



THE VILLAGES BCA POOL LEAGUE



Thursday Night 8-Ball

DATE: 03-01-18

HOME:

BRADENTON BOYS

VISITOR:

TABLE RUNNERS

HCP	FULL NAME	1	2	3	4	5	TOTAL
44	1 BOB HUEBSCH	10	8	6	5	10	41
		1-6	1-7	1-8	1-9	1-10	
39	2 DAVE LONGWELL	7	5	6	5	5	28
		2-7	2-8	2-9	2-10	2-6	
40	3 PAUL GAGNON	5	5	10	10	6	36
		3-8	3-9	3-10	3-6	3-7	
39	4 KENT WITHERBY	10	10	4	10	10	44
		4-9	4-10	4-6	4-7	4-8	
42	5 BILL BONHAGE	6	6	10	7	6	35
		5-10	5-6	5-7	5-8	5-9	
TEAM HCP	TOTAL	38	36	36	37	37	184
204	HANDICAP					1	1
	TOTAL + HANDICAP	38	36	36	37	38	185
	CIRCLE ROUNDS WON	W	W	W	W	W	W

HCP	FULL NAME	1	2	3	4	5	TOTAL
43	6 FRED CAPRIO	6	10	10	7	10	43
		6-1	6-5	6-4	6-3	6-2	
37	7 HARDY FORKAPA	10	8	5	7	10	32
		7-2	7-1	7-5	7-4	7-3	
41	8 WILLIE WONG	10	10	10	10	5	45
		8-3	8-2	8-1	8-5	8-4	
42	9 LARRY BERG	0	10	10	10	10	40
		9-4	9-3	9-2	9-1	9-5	
42	10 PETE FLEMING	10	7	7	10	6	40
		10-5	10-4	10-3	10-2	10-1	
TEAM HCP	TOTAL	36	37	42	44	41	200
205	HANDICAP						
	TOTAL + HANDICAP	36	37	42	44	41	200
	CIRCLE ROUNDS WON	W	W	W	W	W	W

Higher Team Handicap	205
Lower Team Handicap	204
Resulting difference is the Handicap per Match	1

1

Winning Score Options: BR = Break & Run, RO = Run Out, WZ=Win Zip, WF= Win by Forfeit


Bill Turechek

5

Fax: 430-0165



THE VILLAGES BCA POOL LEAGUE



Thursday Night 8-Ball

DATE: 3-1-12

HOME:

5's ALIVE

VISITOR:

Wild Bunch

HCP	FULL NAME	1	2	3	4	5	TOTAL
36	1 WENDY LORD	B3	10	10	6	5	34
		1-6	1-7	1-8	1-9	1-10	
35	2 DENNY RUSSELL	B2	6	5	6	10	29
		2-7	2-8	2-9	2-10	2-6	
37	3 BILL BROWN	B6	3	10	10	10	39
		3-8	3-9	3-10	3-6	3-7	
34	4 BOB WOOD	B10	10	10	7	10	47
		4-9	4-10	4-6	4-7	4-8	
37	5 Ken Boguski	B6	10	10	10	6	42
		5-10	5-6	5-7	5-8	5-9	
TEAM HCP	TOTAL	27	39	46	39	41	191
0	HANDICAP						
	TOTAL + HANDICAP						
	CIRCLE ROUNDS WON	W	W	W	W	W	W

Higher Team Handicap	183
Lower Team Handicap	179
Resulting difference is the Handicap per Match	4

HCP	FULL NAME	1	2	3	4	5	TOTAL
35	6 MHC B	B4	7	2	5		28
		6-1	6-5	6-4	6-3	6-2	
38	7 DIC K/JOE	B7	6	10	4		37
		7-2	7-1	7-5	7-4	7-3	
38	8 R Johnson	B10	5	6	6		37
		8-3	8-2	8-1	8-5	8-4	
37	9 Toul	B10	10	10	10		44
		9-4	9-3	9-2	9-1	9-5	
31	10 Barney C	B7	6	10	10		43
		10-5	10-4	10-3	10-2	10-1	
TEAM HCP	TOTAL	41	38	38	36		189
109	HANDICAP		1	1	1		4
	TOTAL + HANDICAP		39	39	37		183
	CIRCLE ROUNDS WON	W	W	W	W	W	W


Winning Score Options: BR = Break & Run, RO = Run Out, WZ=Win Zip, WF= Win by Forfeit

Bill Turechek

Fax: 430-0165



THE VILLAGES BCA POOL LEAGUE



Thursday Night 8-Ball

DATE: 3-01-2018

HOME:

Just for fun

VISITOR:

Top shelf

HCP	FULL NAME	1	2	3	4	5	TOTAL
34	1 Dave Nemow	4 B	3 B	6 B	10 B	10 B	33
		1-6	1-7	1-8	1-9	1-10	
29	2 Tim Elston	4 B	2 B	6 B	10 B	10 B	32
		2-7	2-8	2-9	2-10	2-6	
33	3 John Blaney	10 B	5 B	5 B	4 B	5 B	29
		3-8	3-9	3-10	3-6	3-7	
31	4 Bill McChesney	7 B	10 B	6 B	6 B	10 B	39
		4-9	4-10	4-6	4-7	4-8	
39	5 Tony Paval	7 B	7 B	6 B	1 B	10 B	31
		5-10	5-6	5-7	5-8	5-9	
TEAM HCP	TOTAL	32	27	29	31	45	164
1660	HANDICAP	8	8	8	8	9	41
	TOTAL + HANDICAP	40	35	37	39	54	205
	CIRCLE ROUNDS WON	W	W	W	W	W	W

HCP	FULL NAME	1	2	3	4	5	TOTAL
40	6 Chuck PALMER	10 B	10 B	10 B	10 B	5 B	45
		6-1	6-5	6-4	6-3	6-2	
42	7 John STACKPOLE	10 B	10 B	10 B	10 B	10 B	50
		7-2	7-1	7-5	7-4	7-3	
44	8 Phil LEDUC	7 B	10 B	10 B	10 B	7 B	44
		8-3	8-2	8-1	8-5	8-4	
39	9 Ed HOLTZMAN	10 B	10 B	10 B	7 B	7 B	44
		9-4	9-3	9-2	9-1	9-5	
42	10 JOEY GRASSO	10 B	7 B	10 B	7 B	7 B	41
		10-5	10-4	10-3	10-2	10-1	
TEAM HCP	TOTAL	47	47	50	44	36	224
207	HANDICAP	6	8	8	5	5	32
	TOTAL + HANDICAP						
	CIRCLE ROUNDS WON	W	W	W	W	W	W

Winning Score Options: BR = Break & Run, RO = Run Out, WZ=Win Zip, WF= Win by Forfeit

Bill Turechek

Fax: 430-0165

Higher Team Handicap	207
Lower Team Handicap	166
Resulting difference is the handicap per Match	41